



ACA Update

- Legislative
 - HSA Improvement Act(s)
- Regulatory
 - Network Adequacy and Essential Health Benefits oversight moved to States
 - Cost Sharing Payments to Insurers
 - Association Health Plans
 - Short-Term Duration Insurance

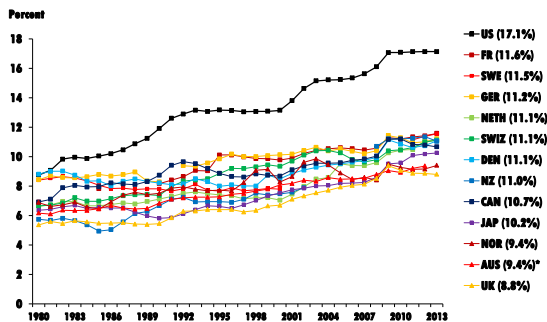


ACA Update

- Individual Mandate Penalty removed
- Funding for Navigators and other educational efforts dramatically reduced
- SHOP – effectively eliminated
- Cadillac Tax - 2022 or later????



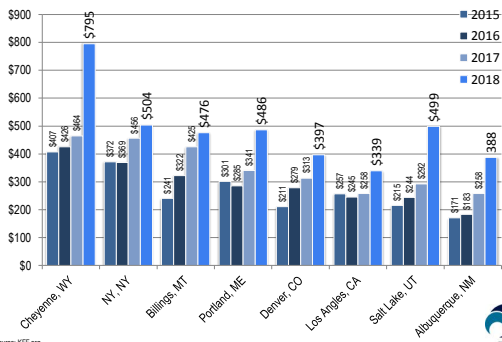
Exhibit 1. Health Care Spending as a Percentage of GDP, 1980–2013



* 2012.
 Notes: GDP refers to gross domestic product. Dutch and Swiss data are for current spending only, and exclude spending on capital formation of health care providers.
 Source: OECD Health Data 2015.

Silver Plan Premiums

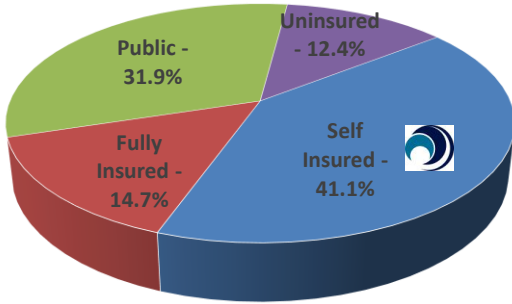
40 year old man, non-smoker (before subsidy)



Source: KFF.org

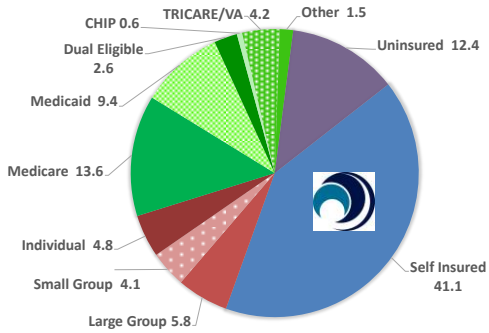
Who Pays for Health Care In Wyoming?

Who Pays for Care in WY?



Source: Memorandum to JAC and LHSS from DOH 10/1/2016 "State Options for Increasing Value in Health Care" F-2016-548 page 42

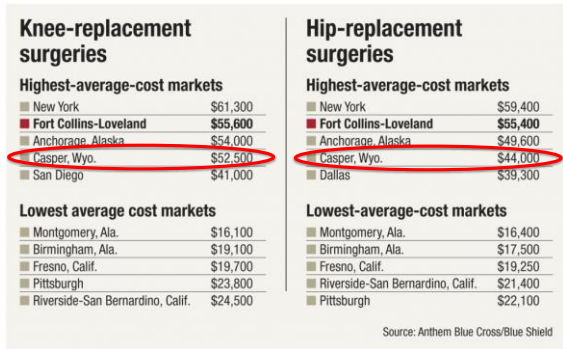
Who Pays for Care in WY?



Source: Memorandum to JAC and LHSS from DOH 10/1/2016 "State Options for Increasing Value in Health Care" F-2016-548 page 42



Price Variation



Price Variation

Hip Replacement Costs

Data source - Wyoming Multi-Payer Claims Database - November 2017

Facility ID	Facility Cost	Procedure	Anesthesia	Other	TOTAL	% above lowest	% below highest
A	\$19,233.75	\$6,207.52	\$1,180.00	\$65.57	\$26,686.84	0.00%	-60.86%
B	\$37,475.25	\$6,972.41	\$889.80	\$338.60	\$45,676.06	71.16%	-33.00%
C	\$41,047.94	\$3,314.37	\$1,739.49	\$133.02	\$46,234.82	73.25%	-32.18%
D	\$49,729.32	\$5,990.60	\$1,760.00	\$52.50	\$57,532.42	115.58%	-15.61%
E	\$64,675.69	\$2,578.32	\$906.00	\$17.71	\$68,177.72	155.47%	0.00%

For a facility to be listed, we required data from at least 5 hip replacements at that particular facility

Price Variation

Knee Replacement Costs

Data source - Wyoming Multi-Payer Claims Database - November 2017

Facility Name	Facility Cost	Procedure	Anesthesia	Other	TOTAL	% above lowest	% below highest
A	\$26,288.88	\$9,894.89	\$1,076.92	\$541.96	\$37,802.65	0.00%	-38.37%
C	\$36,568.82	\$3,248.28	\$1,262.48	\$640.50	\$41,720.08	10.36%	-31.98%
B	\$37,092.75	\$7,796.60	\$1,530.00	\$1,201.57	\$47,620.92	25.97%	-22.36%
D	\$53,965.03	\$7,004.80	\$0.00	\$364.31	\$61,334.14	62.25%	0.00%

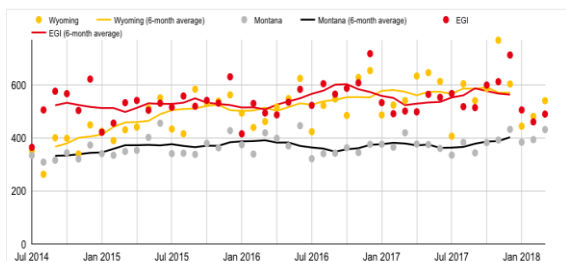
For a facility to be listed, we required data from at least 5 hip replacements at that particular facility

Price Variation for Total Knees on Colorado Front Range

Facility	1st Quartile	Median	3rd Quartile
Facility A	\$ 51,200	\$ 53,900	\$ 61,700
Facility B	\$ 48,600	\$ 50,100	\$ 57,900
Facility C	\$ 35,200	\$ 37,100	\$ 39,300
Facility D	\$ 32,800	\$ 35,000	\$ 36,500
Facility E	\$ 32,200	\$ 33,300	\$ 34,700
Facility F	\$ 27,700	\$ 33,200	\$ 48,300
Facility G	\$ 31,000	\$ 32,800	\$ 34,900
Facility H	\$ 26,200	\$ 31,900	\$ 45,200
Facility I	\$ 24,800	\$ 31,200	\$ 33,400
Facility J	\$ 28,400	\$ 30,600	\$ 33,100
Facility K	\$ 25,300	\$ 30,500	\$ 32,300
Facility L	\$ 27,700	\$ 30,200	\$ 31,200
Facility M	\$ 29,400	\$ 29,400	\$ 29,400
Facility N	\$ 23,500	\$ 29,200	\$ 32,700
Facility O	\$ 20,600	\$ 27,900	\$ 31,500
Facility P	\$ 18,100	\$ 27,400	\$ 34,500
Facility Q	\$ 22,200	\$ 27,400	\$ 27,800
Facility R	\$ 19,500	\$ 24,100	\$ 27,900
Facility S	\$ 18,100	\$ 22,200	\$ 27,800
Facility T	\$ 21,900	\$ 22,000	\$ 22,000
Facility U	\$ 19,300	\$ 21,400	\$ 22,200
Facility V	\$ 16,700	\$ 18,000	\$ 22,900
Facility W	\$ 17,900	\$ 17,900	\$ 21,900
Facility X	\$ 15,100	\$ 15,100	\$ 21,700

Data from Colorado All Payer Claims Database courtesy of Center for Improving Value in Health Care

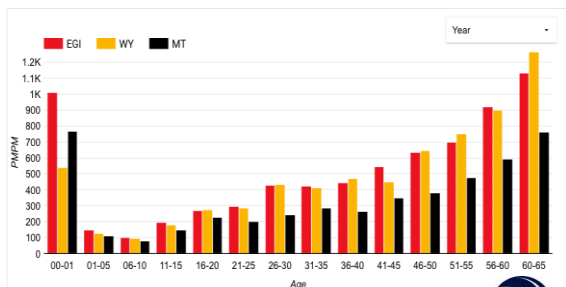
Per Member Per Month Cost



Source: Wyoming MPCD accessed 9/28/2018



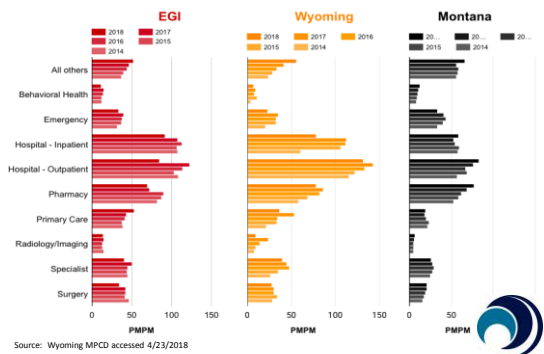
Per Member Per Month by Age



Source: Wyoming MPCD accessed 8/19/2018

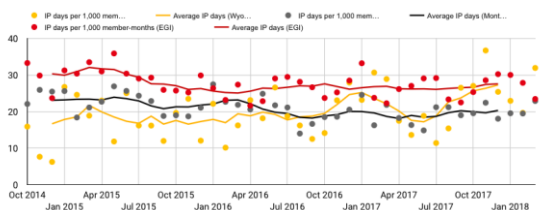


Cost Per Visit Type



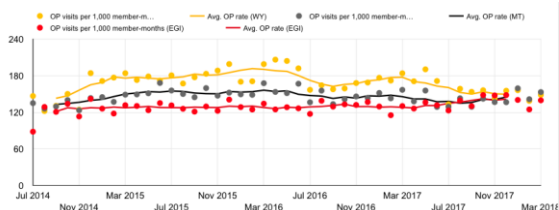
Inpatient Days

per 1,000 member months



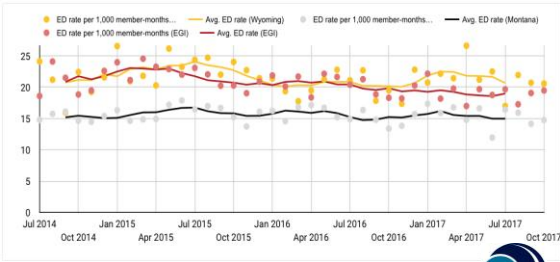
Outpatient Days

per 1,000 member months



ED Visits in Wyoming

ED visits per 1,000 member months

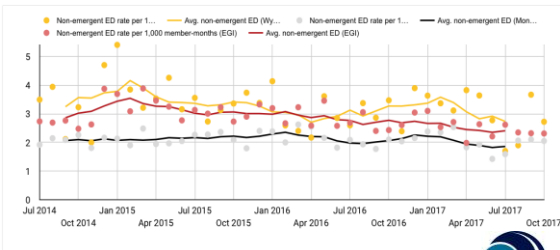


Source: Wyoming MPCD accessed 4/23/2018



Unnecessary ED Visits in Wyoming

Non-emergent ED visits per 1,000 member months



Source: Wyoming MPCD accessed 4/23/2018 using NYU Billing Algorithm to classify non-emergent visits



Growing the Database



Together we can get there.